





Rock Walk

Explore the amazing hexagonal basalt rocks and round boulders that line the Burleigh Headland. The rock formations are the result of numerous eruptions of the now dormant Mount Warning. Slow cooling of the thick lava resulted in shrinkage and cracking into six-sided columns. Many slid and rolled to the water's edge.

 TIME FRAME	Generally conducted over a 2 hour period, however other time frames can be negotiated depending on your requirements.
 NUMBER OF PARTICIPANTS	No Limit
 KEY OUTCOMES	Environmental awareness, cultural awareness, awareness of others
 SUITABLE AGES	Grades 3-12

WORKS WELL AS PART OF A **SUBJECT SPECIFIC PROGRAM**

THE CHANGE YOU WANT TO SEE
IN THE WORLD LIES WITHIN...

